

Ecobee 3 Overview





Main Screen Functions

1. Current system mode
2. Current relative humidity
3. Current indoor temperature
4. Main Menu
5. Weather Forecast
6. Quick Change Menu
7. Temperature set point



System Modes

To switch between modes, click the “menu” button and look for the system icon

	Heat	An orange heat icon indicates that your thermostat is calling for heat. A white heat icon indicates that your system is in heat or auto mode but is not currently calling for heat.
	Cool	A blue cool icon indicates that your thermostat is calling for cool. A white cool icon indicates that your system is in cool or auto mode but is not currently calling for cool.
	Fan	A fan icon indicates that your thermostat is calling for the fan to run.
	Auto	If both heat and cool icons are shown, your system is in Auto mode, meaning your ecobee3 will call for heat or cool as required.

Fan Modes

To switch fan modes, click the “quick change menu” button and select “Fan”

- On: Force fan to run continuously, regardless of the scheduled programming. The fan will also run if the System Mode is Off.
- Auto: Enable fan when the system is actively heating or cooling your home, or to satisfy the Minimum Fan Runtime, which is defaulted to 20 minutes.

Adjusting the temperature

Changing your desired temperature is as easy as selecting the mode you want to be in, then setting the temperature by putting your finger on the set point temperature on the right hand side of the screen and sliding your finger up or down.